



## IMPORTANT SAFETY INFORMATION ABOUT YOUR BUSH VENTED TUMBLE DRYER

We have been working closely with Milton Keynes Trading Standards to review the maintenance and safety information that we provide with some of our Bush tumble dryers (details below). As a result, we are providing additional maintenance and safety information to all customers who bought one of these tumble dryers.

1288010	TDV6B 6KG	7642966	TDV6S 6KG
1292051	TDV6B 6KG	5386073	V7SDB 7KG
1737901	TDV6B 6KG	5435010	V7SDB 7KG
4810722	TDV6W 6KG	5480948	V7SDW 7KG
7642382	TDV6W 6KG	5496011	V7SDS 7KG
7642399	TDV6W 6KG	5586282	V7SDW 7KG
7642959	TDV6S 6KG		

This information is in addition to the instruction booklet that customers received when they bought their tumble dryer. If you bought one of these tumble dryers please [click here](#) for further information.

If you have any questions, we are here to help.

Installation and Maintenance enquiries - 0345 257 7271

General enquiries about your Bush Tumble Dryer -0800 0113462

**MAINTENANCE & CARE ADVICE**



## IMPORTANT SAFETY INFORMATION ABOUT YOUR BUSH VENTED TUMBLE DRYER

Incorrectly installed and poorly maintained tumble driers can be a fire risk.

In order to help you install your product properly, and look after it once installed, please read and regularly refer to these instructions.

Your Bush vented Tumble dryer has a lint filter.  
You **MUST** ensure it is removed and cleaned after every load you dry.

YOU MUST CARRY OUT THESE IMPORTANT CHECKS after every cycle, and after cleaning the filter & hose.

For cleaning & maintenance routines, refer to the instruction manual.

Access the instruction manual here: <https://www.argos-support.co.uk/> or if you don't have access to the internet please contact the customer helpline on 0345 257 7271 for help.



**Important:** Always unplug the dryer from the power socket during cleaning and maintenance.

### Care & Maintenance

- Disconnect your dryer from the power source before carrying out cleaning.
- Lint **must not** build up around the tumble dryer. Blocked vents have the potential to cause fires. Vent hoses require regular cleaning. Lint can build up which restricts airflow, potentially causing overheating and fire.
- The air from the vent hose must not be allowed to flow into a chimney or vent flue which is in use, it should also **not** be connected to ducting which ventilates rooms with fireplaces
- Clean the Lint Filter after each use: -

### Cleaning the Filter:

- 1 Open the loading door.
- 2 Remove the lint filter by pulling it up. Open the filter (Fig1 and 2).

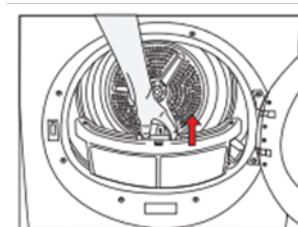


Fig 1

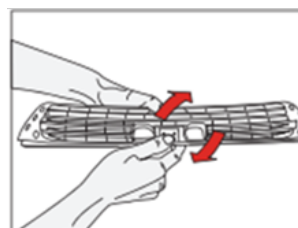


Fig 2



## IMPORTANT SAFETY INFORMATION ABOUT YOUR BUSH VENTED TUMBLE DRYER

- 3 Clean the lint, fibre and cotton raveling by hand or with a soft piece of cloth (Fig 3, 4).

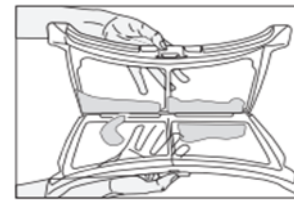


Fig 3

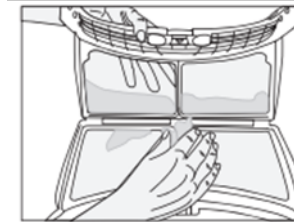


Fig 4

- 4 Close the filter and place it back into its position.

### NOTE!

There may be a large amounts of fluff / lint. This is entirely normal. It is not due to excessive wear on clothes caused by the dryer. All fabric loses fluff when drying but it goes unnoticed in the air. In a tumble dryer it simply collects in the filter.

After a while, a whitish film may appear on the filters due to detergent residue on laundry. When this occurs, clean the filters with warm water using a brush. Dry fully before re-inserting the filter in to the machine.

### Installation

- This appliance is for indoor use only.
- Do not place the dryer on a slope, carpet or a wooden floor.
- Sufficient space is needed for the dryer to be installed. Ensure there is a minimum of 10cm space at the rear of the dryer for adequate ventilation.
- Fit the vent hose in line with the instructions and ensure the pipe is unrestricted and now squashed in anyway.
- Do not use an extension lead, multi socket adaptor or similar. These can be a fire hazard. Always plug a tumble dryer directly into a wall socket.
- Ensure that access to the plug is always available.

### User Instructions

- **Don't overload. Avoid** drying large items such as duvets and blankets.
- **Check care labels on fabrics and ensure you operate the tumble drier at the correct temperature.**
- **Never use the dryer without the lint filter..**
- To prevent risk of fire, the following textiles must not be dried in this tumble dryer:
  - Items which have not been washed. Clothes must be clean and wet before drying.



## IMPORTANT SAFETY INFORMATION ABOUT YOUR BUSH VENTED TUMBLE DRYER

- Items, such as workwear, which have not been thoroughly cleaned and which are still soiled with grease, oil or other deposits (such as cosmetics, lotions etc).
- Items which have been treated with inflammable cleaning agents or which contain residues of acetone, alcohol, benzene, petrol, kerosene, stain remover, turpentine, wax and wax remover or other chemicals.
- Items which have been splashed with hair lacquer, hair spray, nail varnish remover or similar substances

Support is available for installation or if you have queries about maintenance. Please contact our customer helpline on: **0345 257 7271**